
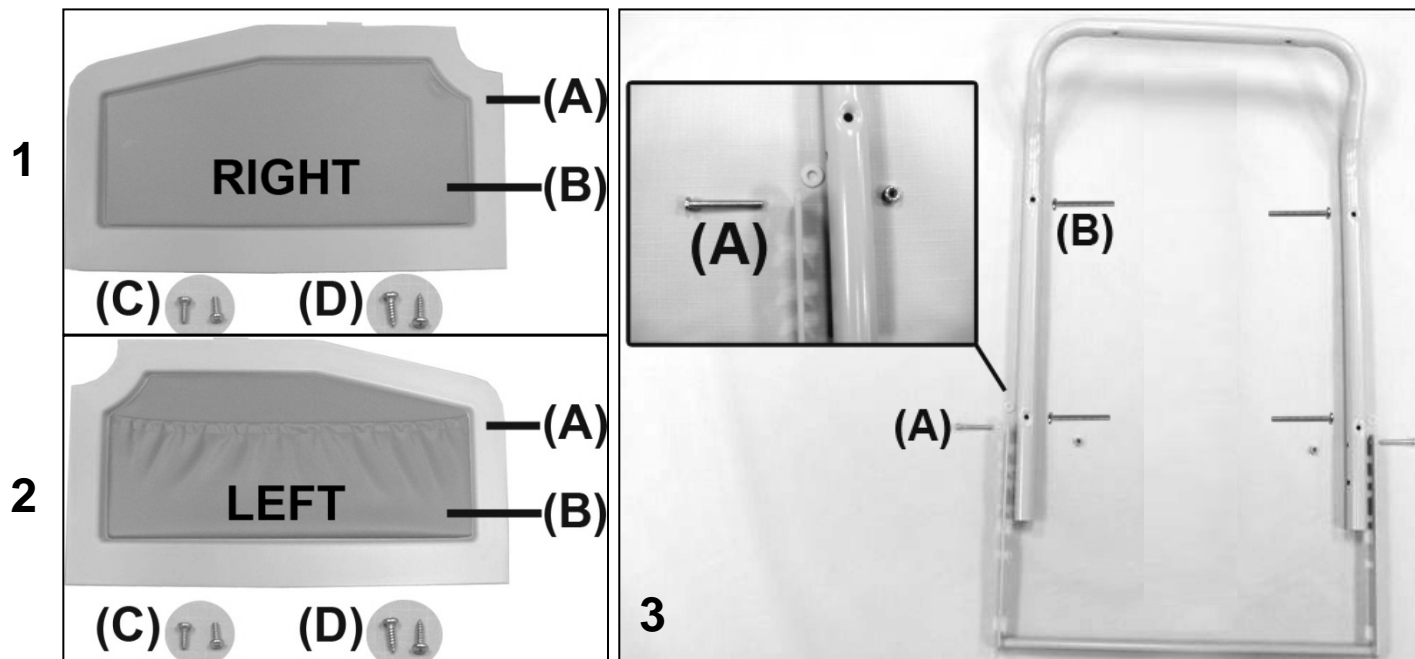



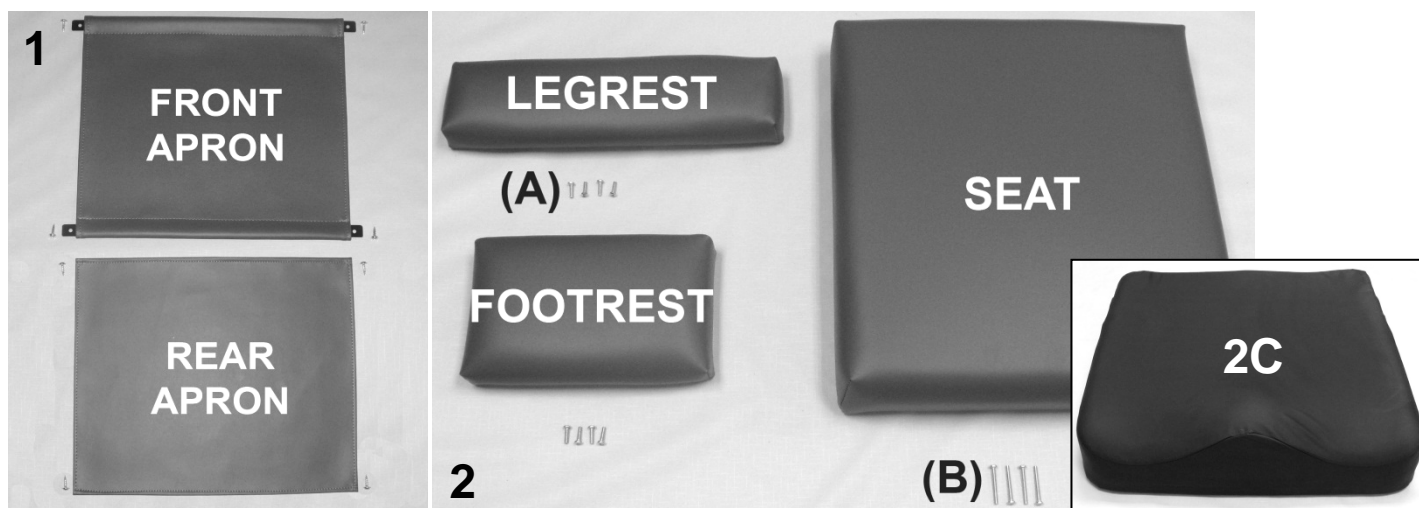
PARTS LIST				
Image Number	Note	Part Number	Description	QTY per Product
1		404500	CASTER 5"TOTAL LOCK GREY TIRE W/PLASTIC THRD GD	2
1		404610	CASTER, ZINC RIGID 6.25" FORK W/5" GRAY WHEEL 7/8" STEM	2
1		702250	CASTER SLEEVE INSERT	4
1		566401	BOLT-CARRIAGE 1/4-20 X 1 1/2 ZINC	4
1		566204	NUT-1/4-20 HEX NYLON LOCKNUT ZINC	4
2		241400K	525 STYLE SEAT MECH W/ RAIL KIT (PAIR)	1
2	D	241501	MECH 525 W/SEAT RAIL RIGHT	1
2	D	241401	MECH 525 W/SEAT RAIL LEFT	1
2A	D	265140	MECH SPACER STRIP, HARDBOARD	2
2A	D	566515	SCREW-MACH 10-24 X 1 1 3/4" PAN PHILLIP M/S ZINC	4
2B	D	566401	BOLT-CARRIAGE 1/4-20 X 1 1/2 ZINC	4
2B	D	566204	NUT-1/4-20 HEX NYLON LOCKNUT ZINC	4
3	A	258500	525/585 WELDED MAIN FRAME	1
4A	B	701040	TRAY RECEIVING TUBE FLANGED INSERT	1
4B	B	701045	TRAY RECEIVING TUBE PLAIN INSERT	3
4C	C	700701	1" RD X 18 GA GRAY CAP	4
5		210201	524/525 SPREADER TUBE ASSEMBLY	1
5		566517	SCREW-MACH 1/4-20 X 1 PAN PHILLIP M/S ZINC	2
NOTES				
Note	Description			
A	Image 4A & 4B or 4C MUST be ordered when ordering the main frame.			
B	For 5251 chair models ONLY and MUST be ordered when ordering the welded main frame			
C	For 5261 chair models ONLY and MUST be ordered when ordering the welded main frame			
D	It is NOT recommended that these parts be sold seperately however in special cases they can be.			
	<u>Left & Right is determined - as if sitting in the chair</u>			

	Title: 5251-5261-525S-526S Convalescent Recliner Parts Catalog		Page 2 of 6
	PL-5251_5261_525S_526S	Effective Date 01/18/17	Rev. 01





PARTS LIST				
Image Number	Note	Part Number	Description	QTY per Product
1A	A	700435	BLOW MOLDED SIDE PANEL-RIGHT	1
1B	B	U0701XX	RIGHT SIDE UPH. WOOD PANEL	1
2A	A	700430	BLOW MOLDED SIDE PANEL-LEFT	1
2B	B	U0601XX	LEFT SIDE UPH. WOOD PANEL W/ STORAGE POCKET	1
1C, 2C	C	566510	SCREW-MACH 10-24 X 1/2 PAN PHIL MACHINE SCREW	4
1D, 2D	D	566561	#12 X 3/4" PANHEAD PHILLIPS TAP SCREW, ZINC	4
3	E	210140	BACK FRAME 524-525-584-585	1
3		233900	POSITION LOCK NOTCHED BAR (WELDED)	1
3A		566506	SCREW-MACH 1/4-20 X 1 1/2 RND PHIL M/S ZINC	2
3B		566515	SCREW-MACH 10-24 X 1 3/4 PAN PHILLIP M/S ZINC	4
3		566310	WASHER-1/4 NYLON F/W (.275 X .50 X .0625)	2
3		566204	NUT-1/4-20 HEX NYLON LOCKNUT ZINC	2
NOTES				
Note	Description			
A	Add the "Option" code to the end of the part # for TB (SEE BELOW)			
B	XX- Use color code for specific part number i.e. 02 - Royal Blue			
C	Secures the upholstered wood side panel to the blow-molded side panel			
D	Secures the blow-molded side panel to the chair frame			
E	It is NOT recommended that these parts be sold separately however in special cases they can be.			
OPTIONS	For TB133 Add TB after Part Number i.e. 700435 TB			
	<u>Left & Right is determined - as if sitting in the chair</u>			

	Title: 5251-5261-525S-526S Convalescent Recliner Parts Catalog		Page 3 of 6
	PL-5251_5261_525S_526S	Effective Date 01/18/17	Rev. 01




PARTS LIST				
Image Number	Note	Part Number	Description	QTY per Product
1	A,B	U1401XX	UPHOLSTERED FRONT APRON	1
1		229945	535 APRON SLAT	2
1	A,B,D	U1501XX	UPHOLSTERED REAR APRON (SEE NOTE D)	1
1		566534	SCREW-TAP 10 X 3/4 RND WASHER SQ T/S ZINC	8
2	A,B	U1001XX	UPHOLSTERED LEGREST	1
2	A,B	U1101XX	UPHOLSTERED FOOTREST	1
2A		566511	SCREW-MACH 10-24 X <u>3/4</u> " PAN PHIL M/S ZINC	8
2	A,B	U0321XX	UPHOLSTERED SEAT	1
2B		566515	SCREW-MACH 10-24 X <u>1 3/4</u> " PAN PHILLIP M/S ZINC	4
2C	B,C	288810	SADDLE SEAT, WITH TB133 (525S - 585S style)	1
NOTES				
Note	Description			
A	XX- Use color code for specific part number i.e. 02 - Royal Blue			
B	Screws needed to attach this product are included			
C	Saddle seat can be purchased as an upgrade for ANY 525 chair model. ONLY available in black.			
D	525's or 526's up to & including serial # 525108067 or 526100664 ONLY. Can NOT be added to newer mod			
OPTION	For TB133 Add TB after Part Number i.e. U100102 TB			
	Use 00 in place of options code if option IS NOT applicable i.e. U100602 00 For Upholstered Seat without			

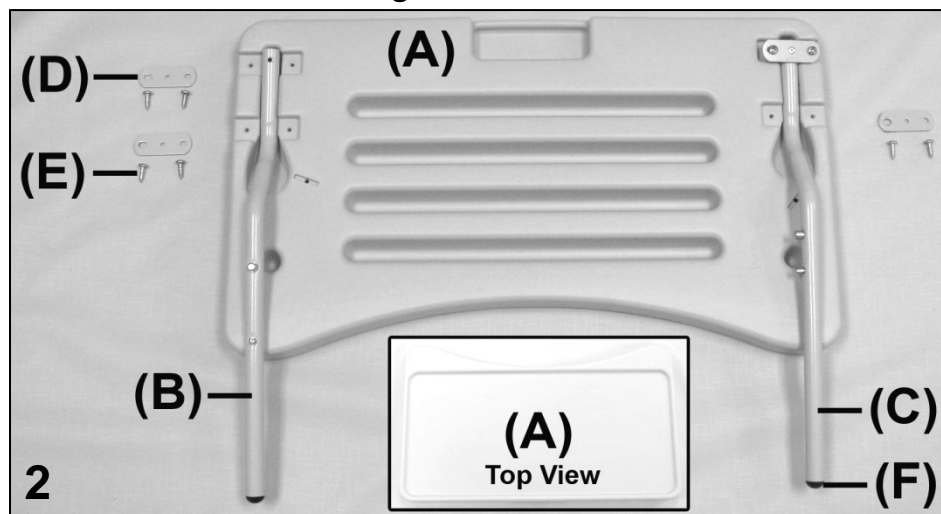

	Title: 5251-5261-525S-526S Convalescent Recliner Parts Catalog		Page 4 of 6
	PL-5251_5261_525S_526S	Effective Date 01/18/17	Rev. 01



PARTS LIST				
Image Number	Note	Part Number	Description	QTY per Product
1	A, B	U0107XX	1PAIR OF ARMS	1
1		566589	SCREW-MACH 10-24 X 5/8" HEX WASHER SLOT M/S ZINC	4
2	A, B	U0202XX	UPHOLSTERED 525 BACK	1
2		566515	SCREW-MACH 10-24 X 1 3/4 PAN PHILLIP M/S ZINC	4
NOTES				
Note				
A	XX- Use color code for specific part number i.e. 02 - Royal Blue			
B	Screws needed to attach this product are included			
OPTION	For TB133 Add TB after Part Number i.e. U010702 TB			
	Use 00 in place of options code if option IS NOT applicable i.e. U020602 00 For Upholstered Back without			

	Title: 5251-5261-525S-526S Convalescent Recliner Parts Catalog		Page 5 of 6
	PL-5251_5261_525S_526S	Effective Date 01/18/17	Rev. 01

5251-525S Tray



PARTS LIST				
Image Number	Note	Part Number	Description	QTY per Product
1		270000K	TRAY ASSEMBLY CONVERSION KIT	1
1A		270000	TRAY ASSEMBLY	1
1B	A	701045	TRAY RECEIVING TUBE PLAIN INSERT	3
1C	A	701040	TRAY RECEIVING TUBE FLANGED INSERT	1
1D	A	006117	526, 528, 536, AND 586 TRAY CONVERSION INSTALLATION INSTRUCTION	1
2A		700410	TRAY BLOW MOLDED LT. GRAY	1
2B		270020	RIGHT TRAY ARM ASSEMBLY	1
	A	241600	TRAY ARM RIGHT	1
	A	401920	DUAL SNAP BUTTON (FOR TRAY ADJUSTMENT)	1
2F	A	700820	PLASTIC BALL GLIDE 3/4" BLACK	1
2C		270010	LEFT TRAY ARM ASSEMBLY	1
	A	241610	TRAY ARM LEFT	1
	A	241650C	TRAY ARM STRAP, COATED	1
	A	401925	SOLID DUAL SNAP BUTTON (FOR TRAY STORAGE)	1
	A	566100	RIVET-AD 54 BS POP RIVET	1
2F	A	700820	PLASTIC BALL GLIDE 3/4" BLACK	1
2E		566561	#12 X 3/4" PANHEAD PHILLIPS TAP SCREW, ZINC	8
2D		241650C	POWDER COATED TRAY ARM STRAP	3
NOTES				
Note	Description			
A	It is NOT recommended that these parts be sold separately however in special cases they can be.			
	<u>Left & Right is determined - as if sitting in the chair</u>			

For additional options please see:

IV POLE OPTIONS PAGE